



## AKLIMDA!

Doğal sayılar en yakın onluğa yuvarlarken birler basamağında 1, 2, 3 ve 4 rakamı bulunan doğal sayılar kendi onluğuna yuvarlanırlar. Birler basamağı 5, 6, 7, 8 ve 9 olan doğal sayılar bir sonraki onluğa yuvarlanırlar.

Örnek: 342 → 340

426 → 430



Aşağıdaki doğal sayıları en yakın onluğa yuvarlayalım.

316 → .....

567 → .....

321 → .....

424 → .....

781 → .....

698 → .....

815 → .....

265 → .....

707 → .....

129 → .....

955 → .....

482 → .....









273 → .....

108 → .....

888 → .....



Çiçeğin ortasındaki sayıya yuvarlanan sayıların bulunduğu yaprakları boyayalım.





Aşağıdaki doğal sayıların en yakın olduğu onluğun kutusunu boyyalım.

<div style="border: 1px solid black; border-radius: 50%; width: 60px; height: 40px; margin: 0 auto; display: flex; align-items: center; justify-content: center;">498</div> <div style="display: flex; justify-content: space-around; margin-top: 10px;"> <div style="border: 1px solid black; padding: 5px; width: 40px; text-align: center;">490</div> <div style="border: 1px solid black; padding: 5px; width: 40px; text-align: center;">500</div> </div>	<div style="border: 1px solid black; border-radius: 50%; width: 60px; height: 40px; margin: 0 auto; display: flex; align-items: center; justify-content: center;">213</div> <div style="display: flex; justify-content: space-around; margin-top: 10px;"> <div style="border: 1px solid black; padding: 5px; width: 40px; text-align: center;">210</div> <div style="border: 1px solid black; padding: 5px; width: 40px; text-align: center;">220</div> </div>	<div style="border: 1px solid black; border-radius: 50%; width: 60px; height: 40px; margin: 0 auto; display: flex; align-items: center; justify-content: center;">675</div> <div style="display: flex; justify-content: space-around; margin-top: 10px;"> <div style="border: 1px solid black; padding: 5px; width: 40px; text-align: center;">670</div> <div style="border: 1px solid black; padding: 5px; width: 40px; text-align: center;">680</div> </div>
<div style="border: 1px solid black; border-radius: 50%; width: 60px; height: 40px; margin: 0 auto; display: flex; align-items: center; justify-content: center;">546</div> <div style="display: flex; justify-content: space-around; margin-top: 10px;"> <div style="border: 1px solid black; padding: 5px; width: 40px; text-align: center;">540</div> <div style="border: 1px solid black; padding: 5px; width: 40px; text-align: center;">550</div> </div>	<div style="border: 1px solid black; border-radius: 50%; width: 60px; height: 40px; margin: 0 auto; display: flex; align-items: center; justify-content: center;">105</div> <div style="display: flex; justify-content: space-around; margin-top: 10px;"> <div style="border: 1px solid black; padding: 5px; width: 40px; text-align: center;">100</div> <div style="border: 1px solid black; padding: 5px; width: 40px; text-align: center;">110</div> </div>	<div style="border: 1px solid black; border-radius: 50%; width: 60px; height: 40px; margin: 0 auto; display: flex; align-items: center; justify-content: center;">312</div> <div style="display: flex; justify-content: space-around; margin-top: 10px;"> <div style="border: 1px solid black; padding: 5px; width: 40px; text-align: center;">310</div> <div style="border: 1px solid black; padding: 5px; width: 40px; text-align: center;">320</div> </div>
<div style="border: 1px solid black; border-radius: 50%; width: 60px; height: 40px; margin: 0 auto; display: flex; align-items: center; justify-content: center;">966</div> <div style="display: flex; justify-content: space-around; margin-top: 10px;"> <div style="border: 1px solid black; padding: 5px; width: 40px; text-align: center;">960</div> <div style="border: 1px solid black; padding: 5px; width: 40px; text-align: center;">970</div> </div>	<div style="border: 1px solid black; border-radius: 50%; width: 60px; height: 40px; margin: 0 auto; display: flex; align-items: center; justify-content: center;">784</div> <div style="display: flex; justify-content: space-around; margin-top: 10px;"> <div style="border: 1px solid black; padding: 5px; width: 40px; text-align: center;">780</div> <div style="border: 1px solid black; padding: 5px; width: 40px; text-align: center;">790</div> </div>	<div style="border: 1px solid black; border-radius: 50%; width: 60px; height: 40px; margin: 0 auto; display: flex; align-items: center; justify-content: center;">896</div> <div style="display: flex; justify-content: space-around; margin-top: 10px;"> <div style="border: 1px solid black; padding: 5px; width: 40px; text-align: center;">890</div> <div style="border: 1px solid black; padding: 5px; width: 40px; text-align: center;">900</div> </div>



En yakın onluklara yuvarlanan sayıları yazalım.

.....	.....	.....	.....	.....	<div style="border: 1px solid black; border-radius: 50%; width: 60px; height: 40px; margin: 0 auto; display: flex; align-items: center; justify-content: center;">730</div>	.....	.....	.....	.....
.....	.....	.....	.....	.....	<div style="border: 1px solid black; border-radius: 50%; width: 60px; height: 40px; margin: 0 auto; display: flex; align-items: center; justify-content: center;">400</div>	.....	.....	.....	.....
.....	.....	.....	.....	.....	<div style="border: 1px solid black; border-radius: 50%; width: 60px; height: 40px; margin: 0 auto; display: flex; align-items: center; justify-content: center;">280</div>	.....	.....	.....	.....
.....	.....	.....	.....	.....	<div style="border: 1px solid black; border-radius: 50%; width: 60px; height: 40px; margin: 0 auto; display: flex; align-items: center; justify-content: center;">690</div>	.....	.....	.....	.....
.....	.....	.....	.....	.....	<div style="border: 1px solid black; border-radius: 50%; width: 60px; height: 40px; margin: 0 auto; display: flex; align-items: center; justify-content: center;">170</div>	.....	.....	.....	.....

**AKLIMDA!**

Doğal sayılar en yakın yüzlüğe yuvarlarken onlar basamağında 1, 2, 3 ve 4 rakamı bulunan doğal sayılar kendi yüzlüğüne yuvarlanır. Onlar basamağı 5, 6, 7, 8 ve 9 olan doğal sayılar bir sonraki yüzlüğe yuvarlanır.

Örnek: 237 → 200

561 → 600



Aşağıdaki doğal sayıları en yakın yüzlüğe yuvarlayalım.

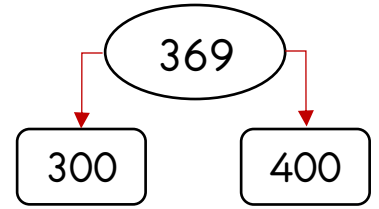
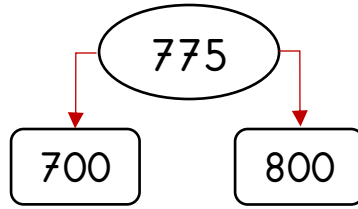
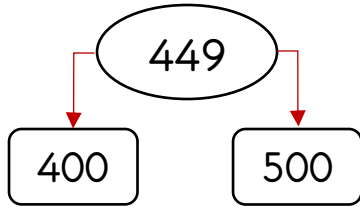
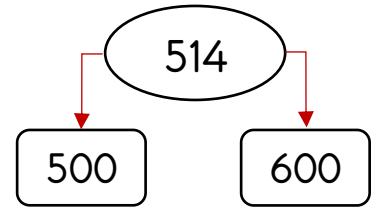
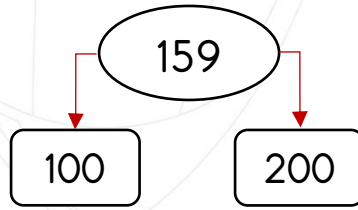
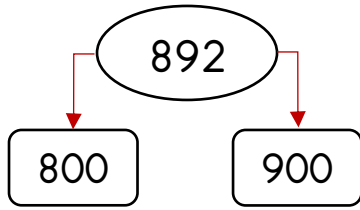
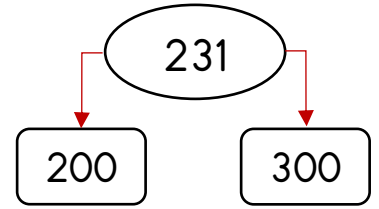
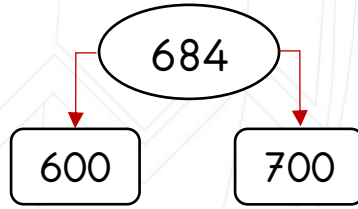
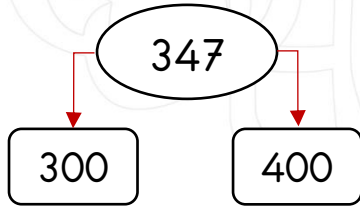
275	→	.....
648	→	.....
415	→	.....
391	→	.....
939	→	.....

546	→	.....
456	→	.....
189	→	.....
812	→	.....
329	→	.....

671	→	.....
228	→	.....
688	→	.....
573	→	.....
117	→	.....



Aşağıdaki doğal sayıların en yakın olduğu yüzlüğün kutusunu boyayalım.





Aşağıda okunuşları verilen sayıları yazıp en yakın yüzlüğe yuvarlayalım.

Okunuşu	Sayı	Yakın olduğu yüzlük
Dört yüz seksen beş	.....	.....
İki yüz kırk dokuz	.....	.....
Altı yüz otuz altı	.....	.....
Sekiz yüz yetmiş	.....	.....
Beş yüz on yedi	.....	.....
Yüz doksan üç	.....	.....
Yedi yüz yetmiş altı	.....	.....
Üç yüz yirmi sekiz	.....	.....
Beş yüz elli bir	.....	.....
İki yüz seksen yedi	.....	.....



En yakın yüzlüğe yuvarlanan sayılar doğru yuvarlanmışsa balonu sarıya yanlış yuvarlanmışsa balonu kırmızıya yazalım.



571



600



327



300



852




800



461



500



140



200



448



500



750



800



249




200



691



600



978



900