

12  
Günlük  
Plan

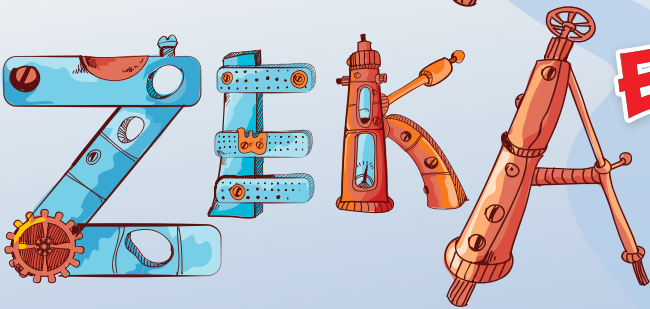

# KESİF TAKIMI

## TATILDE

MÜFREDATA  
TAM UYUMLU

1. DÖNEM  
TEKRARI

ÇÖZÜMLER İÇİN  
KAREKOD DESTEKLİ



## ETKİNLİKLERİ

2  
SINIF

 LKOKULLUYUM  
YAYINLARI

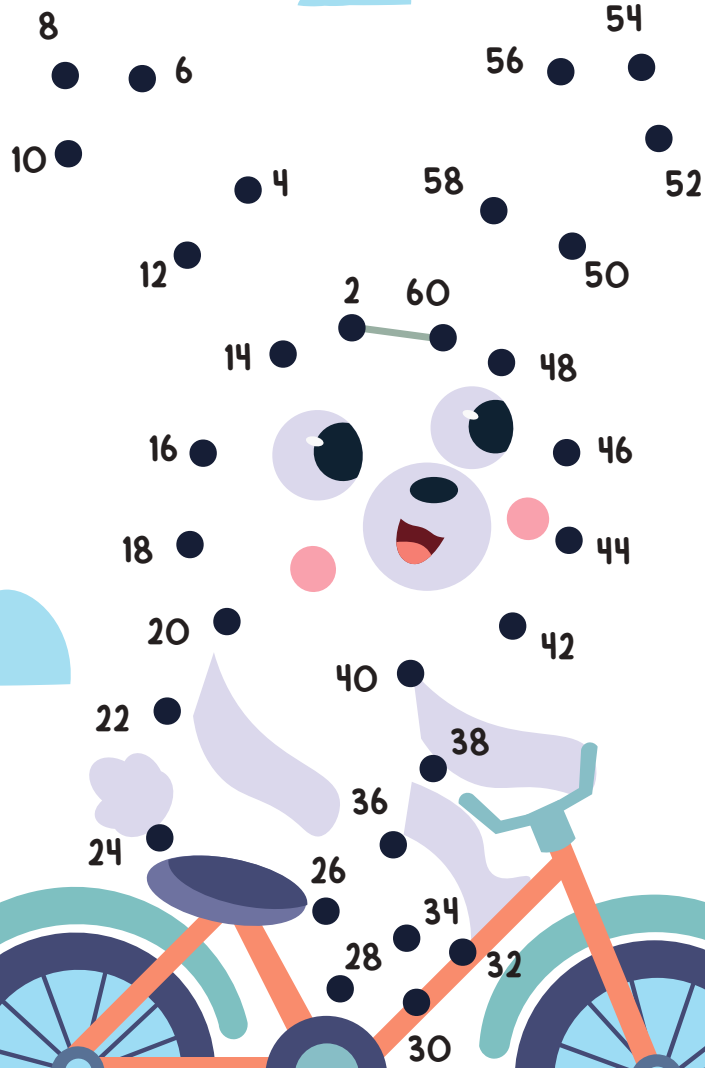




## BİRLEŞTİR BOYA



2'den başlayıp ileri doğru ikişer ikişer sayarak noktaları birleştirelim, oluşan şekli boyayalım.





## RENKLERİ TAKİP ET



Aşağıdaki labirentte yavru dinazorun önüne gelen topların renklerine göre hareket edip annesine ulaştıracak yolu bulalım.

Yukarı  
Sola ← → Sağa  
Aşağı



Sola git



Sağa git



Yukarı git



Aşağı git



## SAYILARI TAKİP ET



75'ten başlayarak geriye doğru beşer beşer sayarak tavşanı yuvasına ulaştıran yolu boyyalım.

	75	70	30	80	75	
25	30	5	65	55	60	90
20	40	10	60	40	75	5
35	45	55	25	35	15	10
45	50	10	20	20	30	10
40	30	5	25	75	65	5
20	35	30	40	85	45	
10	5	15	40	50	90	



## SAYI BULMA



Bulutlarda yazan sayıları tablo içerisinde bulup örnekteki gibi işaretleyelim.



8	7	6	4	1	4	5	3	2	9
1	7	5	4	2	8	6	7	5	4
9	9	8	6	0	9	1	6	7	4
2	3	7	7	2	6	0	6	5	6
3	4	6	5	3	8	7	5	5	5
1	8	7	9	2	3	1	4	1	4
2	7	5	5	4	5	6	3	0	3
5	7	8	8	3	7	9	0	9	8



Aşağıdaki noktalı alanlarda verilen kodlamalarını aynısını yanlarındaki boş alana kodlayalım.

The grid consists of 8 cells arranged in 4 rows and 2 columns. Each cell contains a 5x5 grid of dots. The left column shows a pattern of colored lines (orange, green, pink, blue) forming various shapes. The right column shows an empty 5x5 grid of dots. A red arrow points from the pattern to the empty grid.

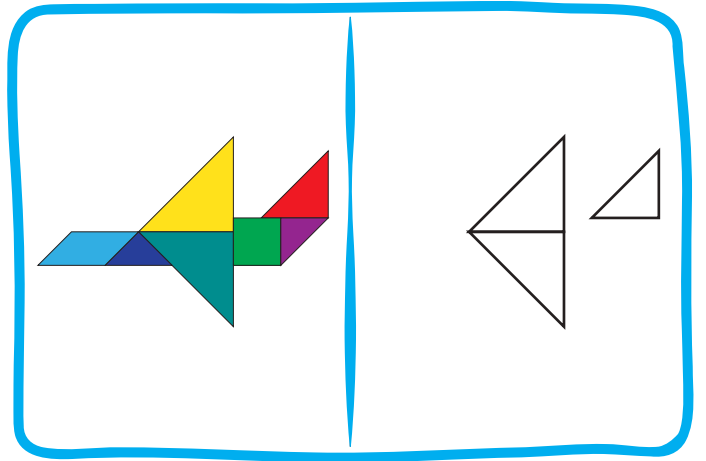
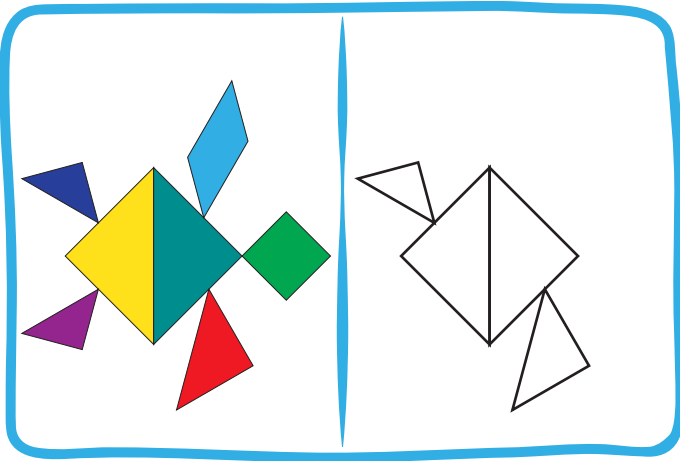
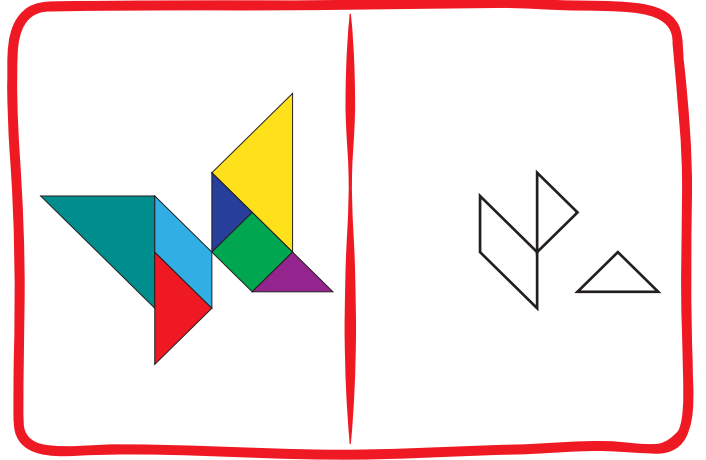
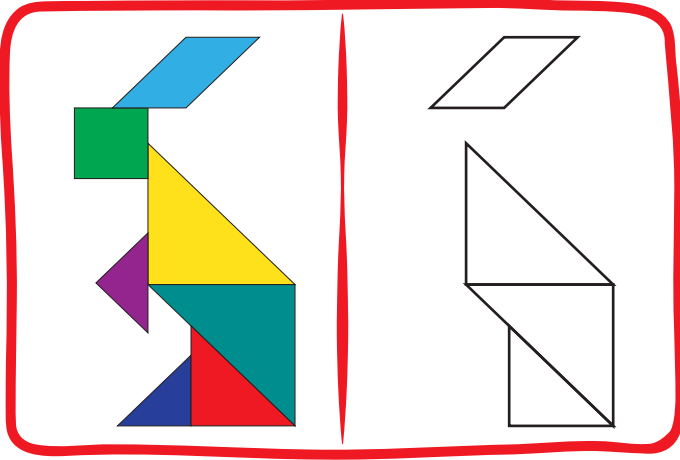

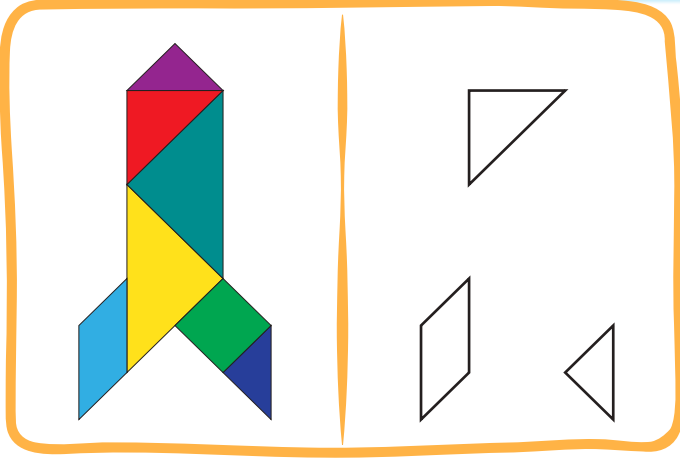
- Row 1, Cell 1: A pattern of four lines: a horizontal pink line, a vertical blue line, a diagonal orange line, and a diagonal green line.
- Row 1, Cell 2: An empty 5x5 grid of dots.
- Row 2, Cell 1: A pattern of four lines: a horizontal blue line, a vertical purple line, a vertical green line, and a vertical orange line.
- Row 2, Cell 2: An empty 5x5 grid of dots.
- Row 3, Cell 1: A pattern of four lines: a horizontal orange line, a horizontal pink line, a vertical blue line, and a vertical green line.
- Row 3, Cell 2: An empty 5x5 grid of dots.
- Row 4, Cell 1: A pattern of four lines: a diagonal orange line, a diagonal green line, a diagonal blue line, and a diagonal pink line.
- Row 4, Cell 2: An empty 5x5 grid of dots.



## TAMAMLA





Tangram blokları ile oluşturulan şekillerin eksik parçalarını tam olan şekle bakarak tamamlayalım.







İki görsel arasındaki 9 farkı bulalım.







İçerisinde 1 güneş, 1 emoji, 1 yıldız ve 1 bulut olan gruplar oluşturup örnekteki gibi çerçeve içine alalım.

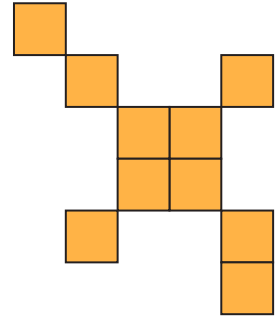
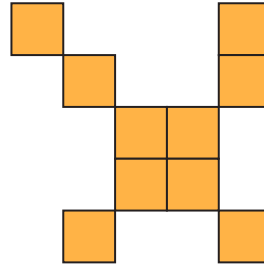
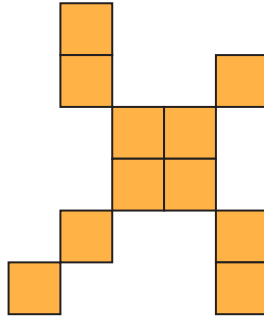

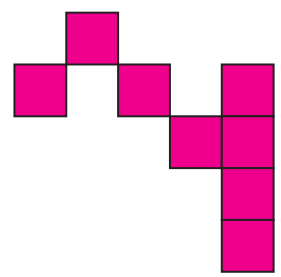
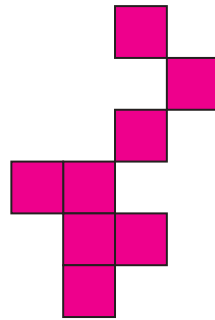
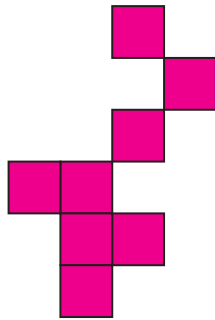

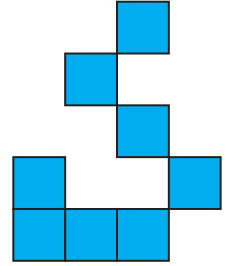
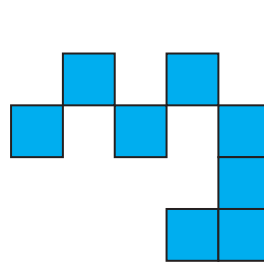
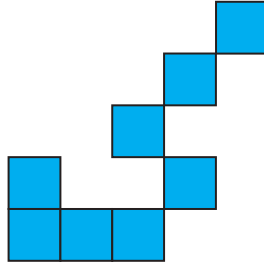

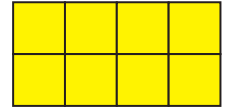
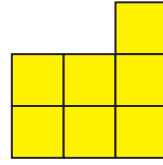
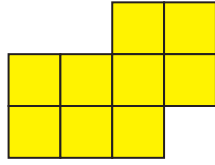






## PARÇASINI BUL




Başta verilen görseli tamamlayan parçayı işaretleyelim.





Yıldız ve su damlalarını bulup boyayalım.

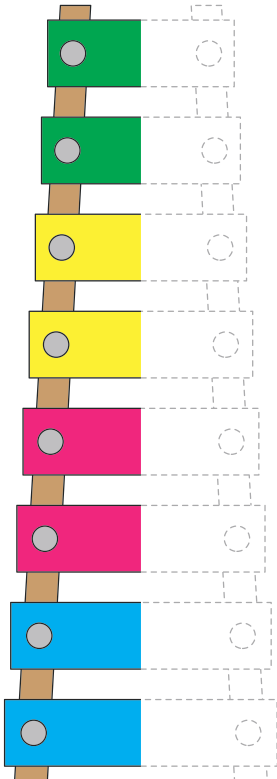
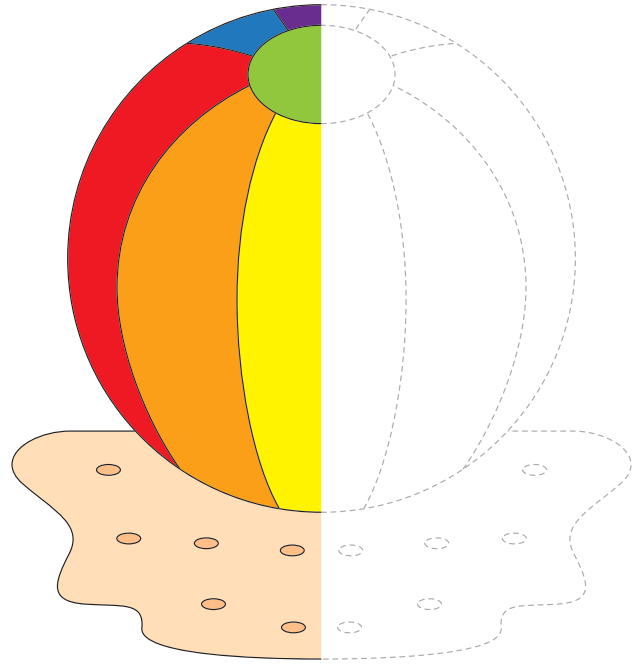





# SİMETRİ



Şekillerin boyalı kısımlarına bakarak boyasız kısımlarını aynı renge boyayalım.







## İlkokulluyum'un Dijital Dünyasını Keşfetmeye Hazır Mısınız?

Kitaplarımızın zenginleştirilmiş dijital içeriklerine, konu anlatım videolarına, oyunlarına ve akıllı tahta uygulamalarına [www.ilkokulluyum.com](http://www.ilkokulluyum.com) adresinden ulaşabilirsiniz.



📍 Ostim Osb Mah. 1220. Cad.  
No: 51-35 Yenimahalle/ANKARA  
✉ iletisim@ilkokulluyum.com  
🌐 www.ilkokulluyumyayinlari.com  
📷 @ilkokulluyum  
📺 @ilkokulluyum

[www.ilkokulluyum.com](http://www.ilkokulluyum.com)



(312) 342 42 43