



12
Günlük
Plan

KESİF TAKIMI TATILDE

MÜFREDATA
TAM UYUMLU

1. DÖNEM
TEKRARI

ÇÖZÜMLER İÇİN
KAREKOD DESTEKLİ



ETKİNLİKLERİ

4
SINIF


LKOKULLUYUM
YAYINLARI



BİRLEŞTİR BOYA



4'ten başlayıp ileri doğru dörder dörder sayarak noktaları birleştirilim ve oluşan şekli belirtilen renklerde boyayalım.



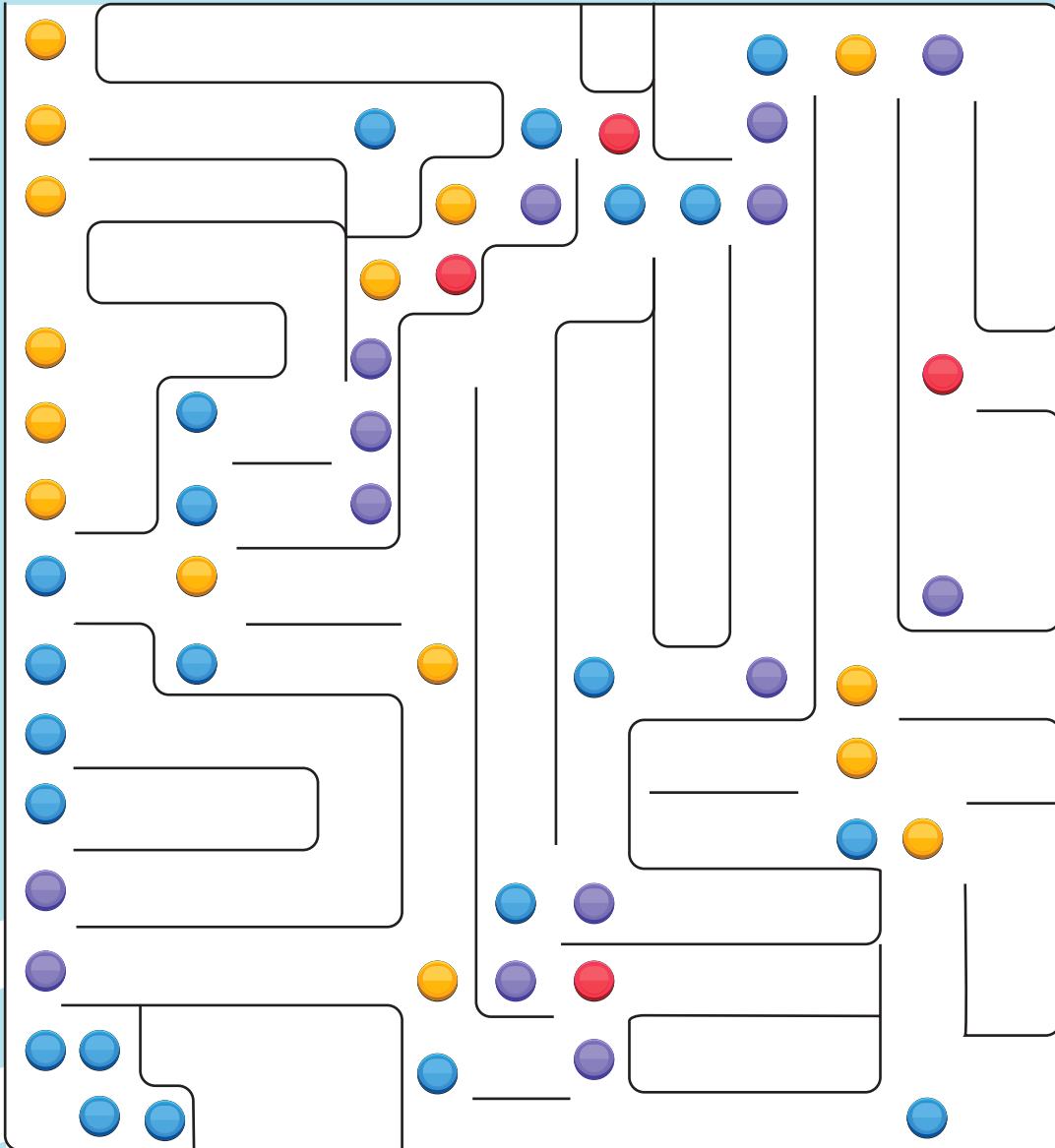
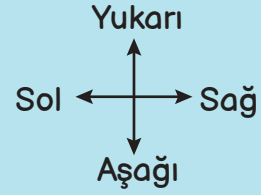


TAKİP ET




Aşağıdaki labirentte arının önüne gelen topların renklerine göre hareket edip nereye varacağını bulalım.

 Yukarı git  Aşağı git  Sola git  Sağa git



SAYILARI TAKİP ET



3'ten başlayarak ileri doğru üçer üçer sayarak kediyi mamaya ulaştırın yolu çizelim.

	3	6	18	36	39	42
	9	9	30	33	35	45
19	15	12	29	30	38	48
22	18	21	24	27	52	51
16	12	42	58	72	53	54
14	24	45	51	59	56	57
12	27	52	54	60	59	60
15	30	55	56	58	60	



SAYILARI BUL


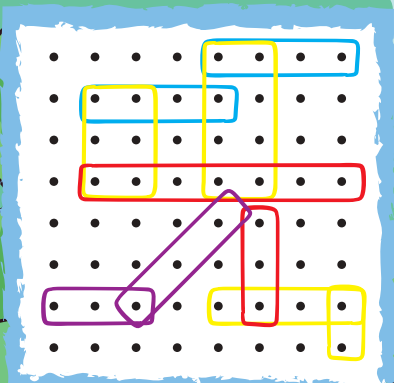

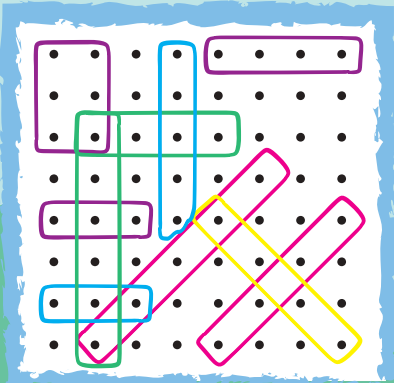






Kâğıttan uçaklar üzerinde yazan sayıları uçakların yönlerine dikkat ederek tabloda bulup örnekteki gibi işaretleyelim.

826	1	2	3	4	5	6	7	8	9	3	5	7	8	9	718
132	8	2	8	5	7	3	4	2	4	6	9	8	2	1	624
787	7	0	1	2	3	4	5	7	8	9	1	4	5	7	562
222	6	4	2	4	6	8	7	6	5	3	7	6	9	8	733
607	4	5	4	3	2	5	3	4	2	1	4	0	8	7	394
000	5	7	6	5	7	3	2	1	4	2	8	7	6	5	424
567	1	2	3	4	0	6	8	9	7	3	2	1	4	5	812
178	7	9	8	5	6	4	3	2	1	4	3	2	1	4	585
383	0	0	0	7	6	5	4	3	2	1	4	3	2	1	412
529	7	6	5	4	3	2	4	2	6	9	8	7	6	5	
514	8	7	6	3	2	1	4	5	3	2	1	8	4	3	
645	9	8	7	6	5	4	3	2	1	4	3	2	1	4	
412	7	6	5	4	3	2	1	3	4	5	2	1	4	2	



Aşağıdaki noktalı alanlarda verilen kodlamaların aynısını gösterilen boş alana kodlayalım.

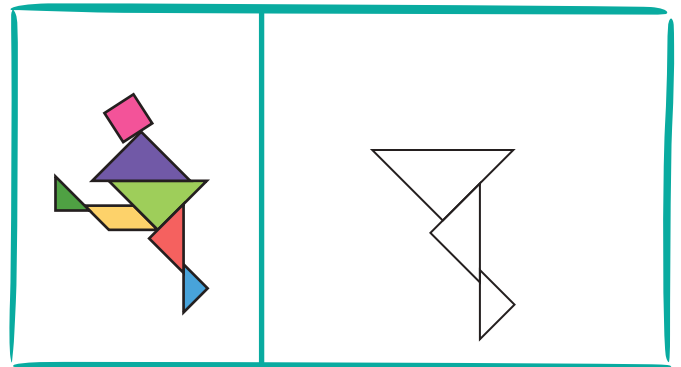
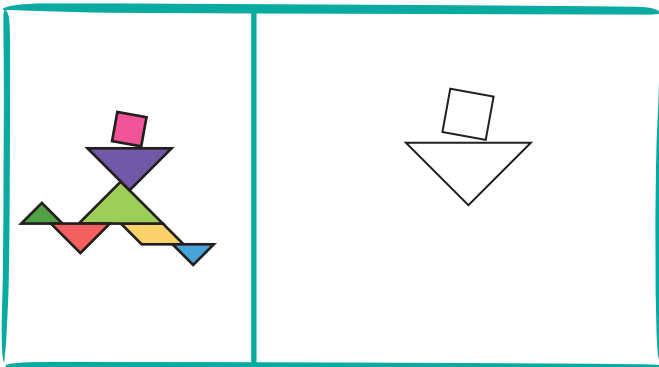
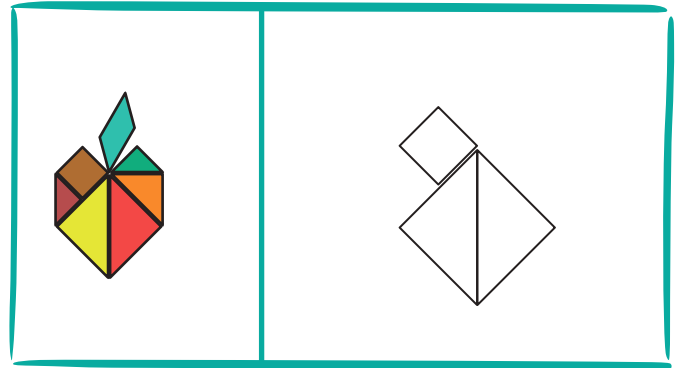
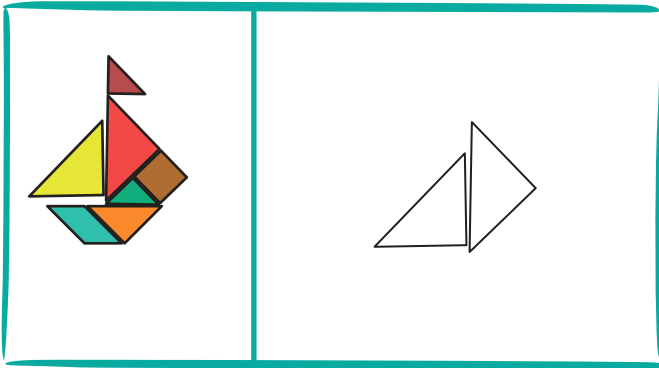
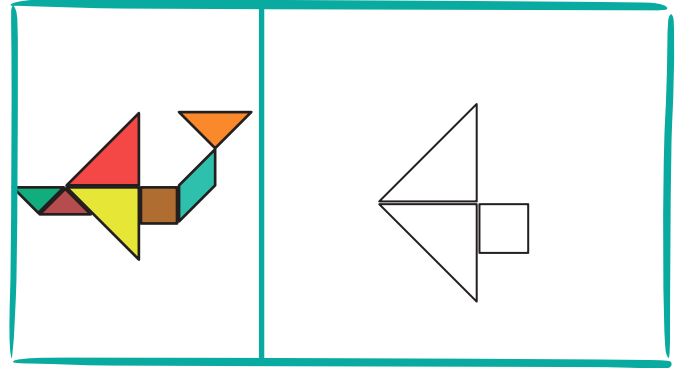
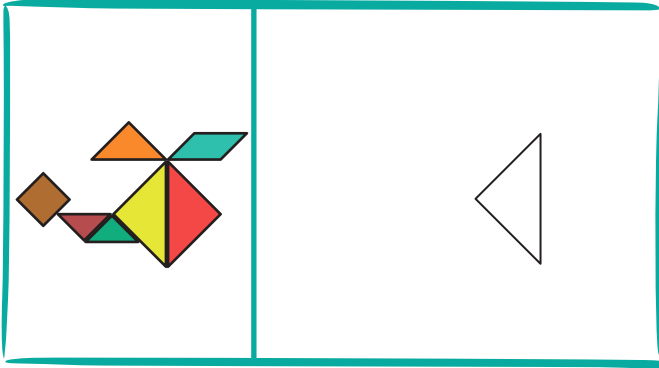
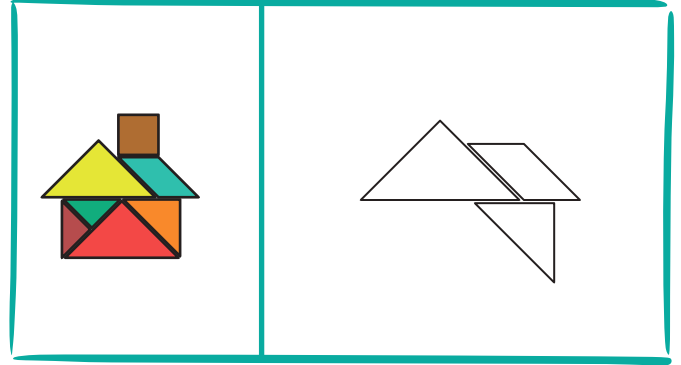
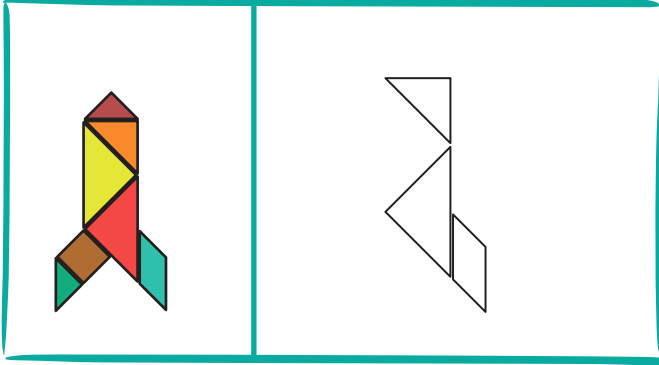




TAMAMLA



Tangram blokları ile oluşturulan şekillerin eksik parçalarını tam olan şekillere bakarak tamamlayalım.





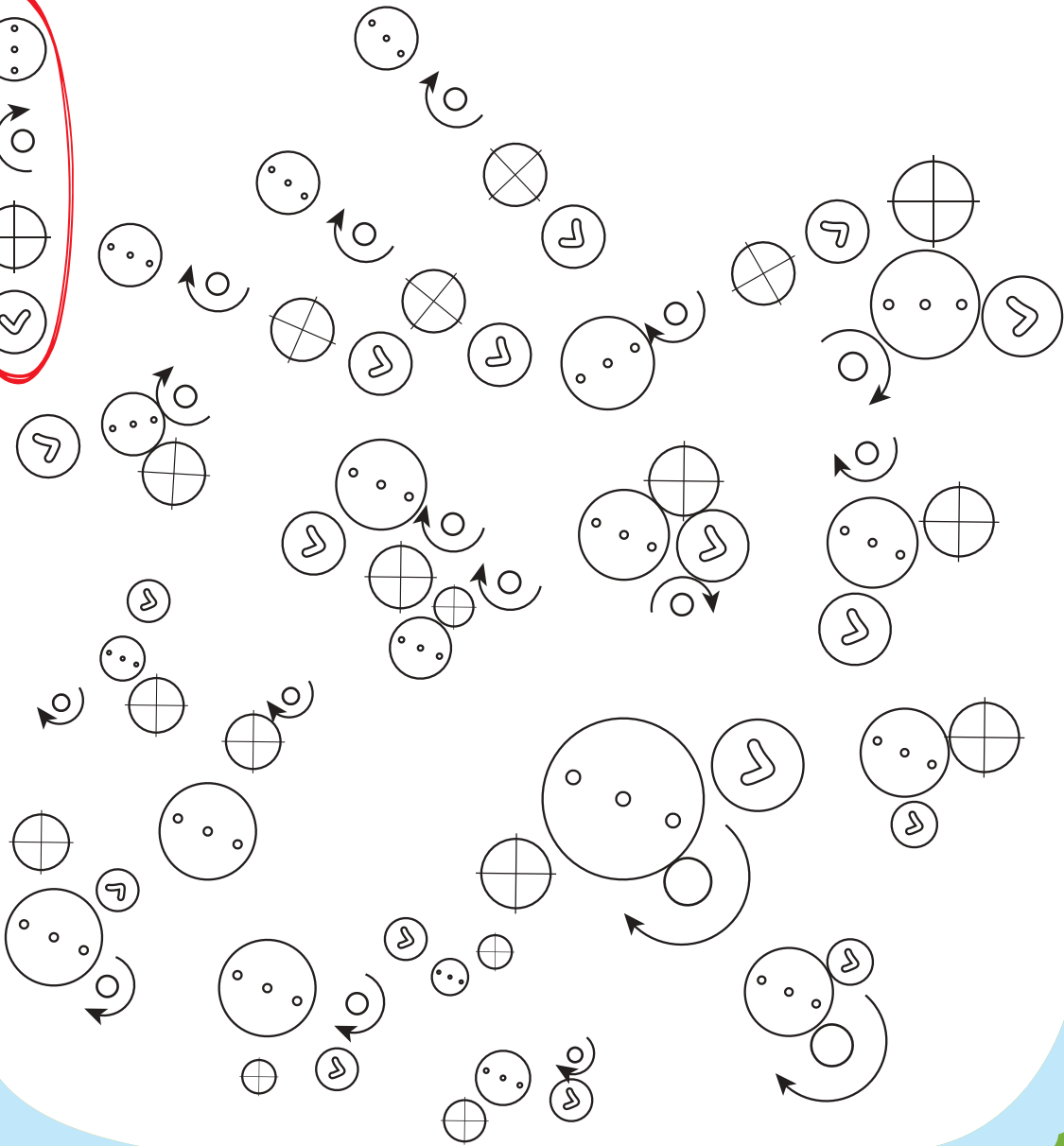
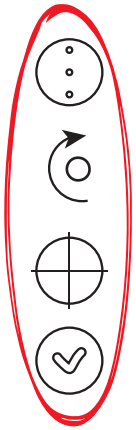
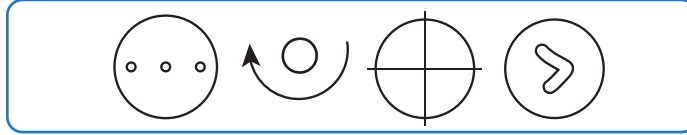
İki görsel arasındaki 11 farkı bulalım.



GRUPLANDIR



İçerisinde başta verilen dört sembolün de bulunduğu gruplar oluşturup örnekteki gibi yuvarlak içine alalım.

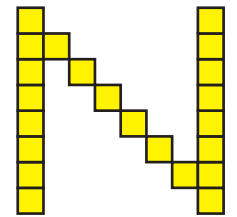
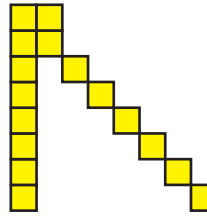
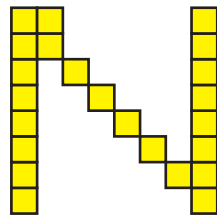
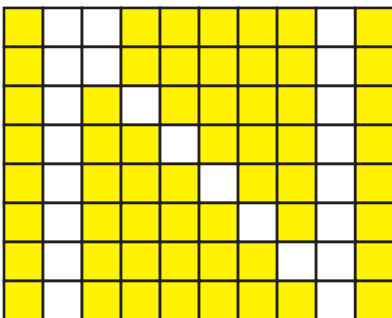
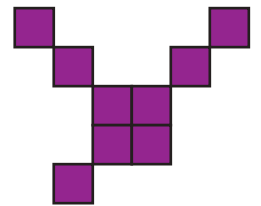
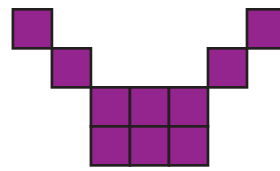
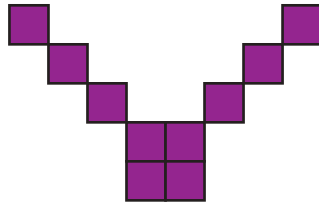

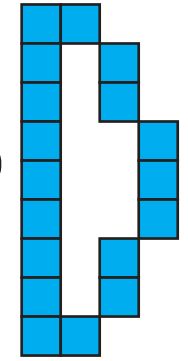
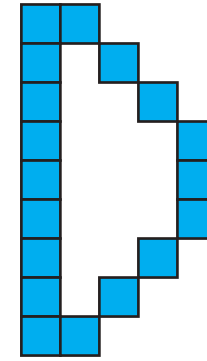
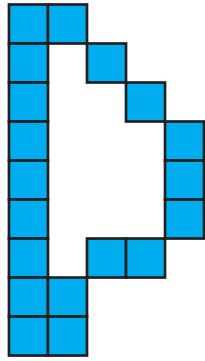

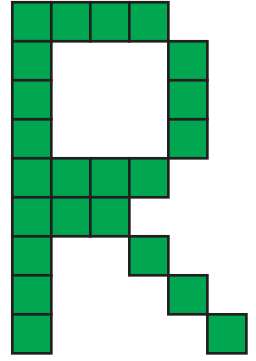
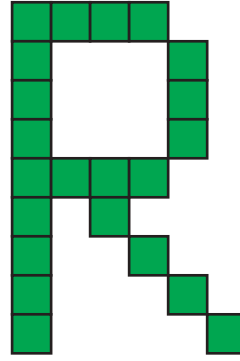
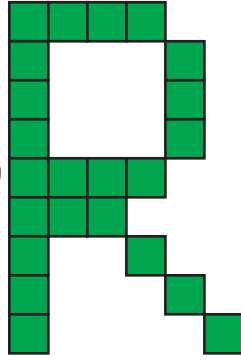






PARÇASINI BUL

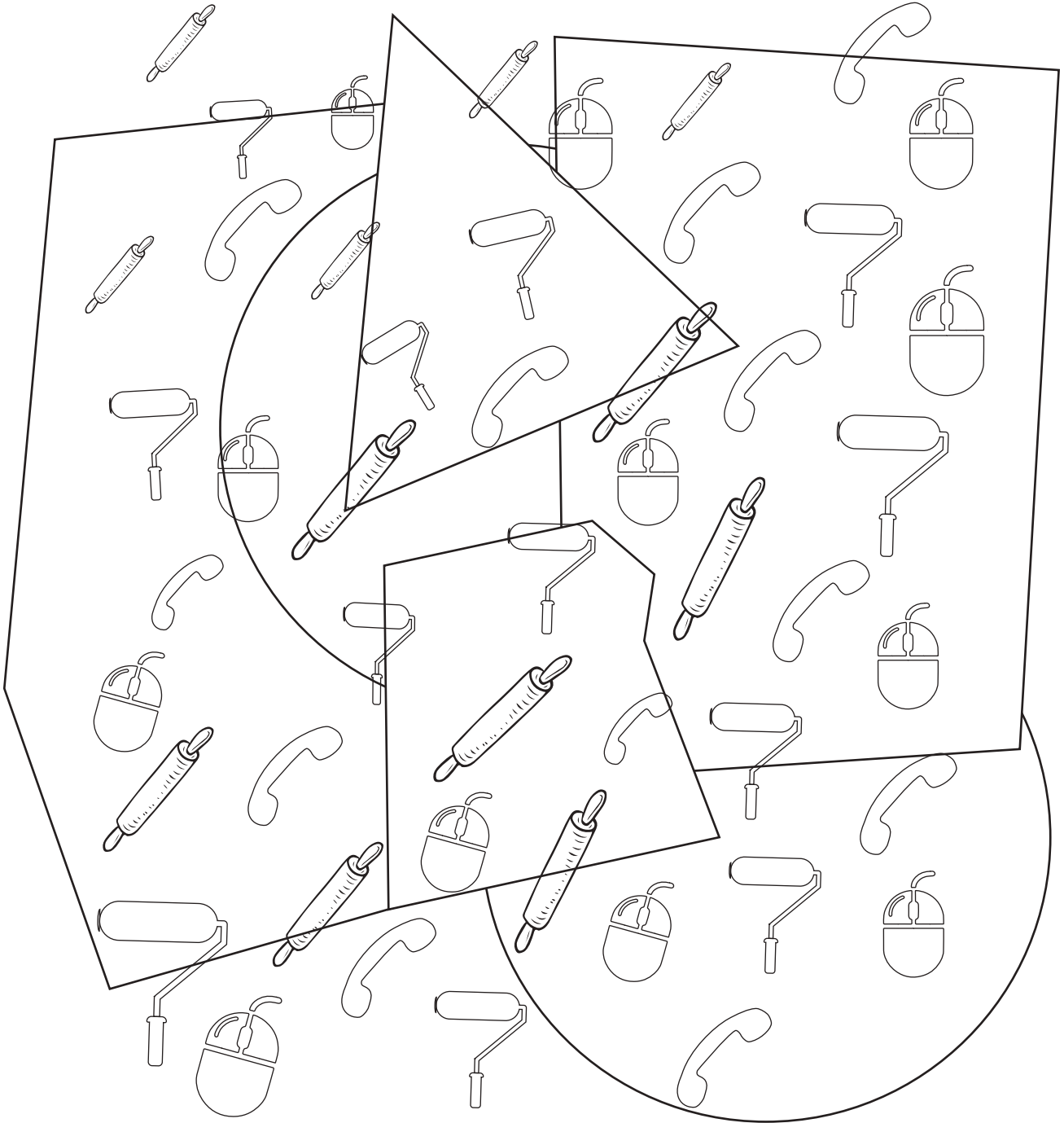
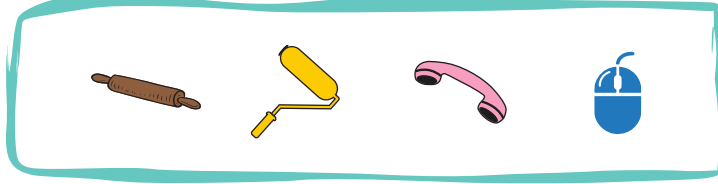


Başta verilen görseli tamamlayan parçayı işaretleyelim.





Başta verilen nesneleri aşağıda bulup aynı renge boyayalım.


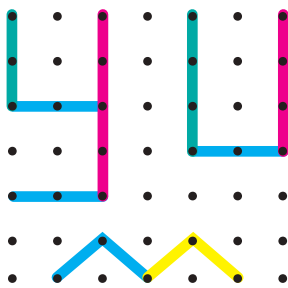

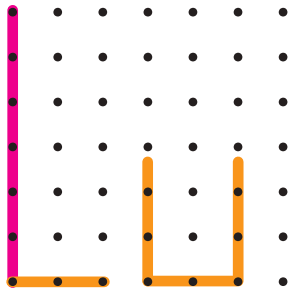


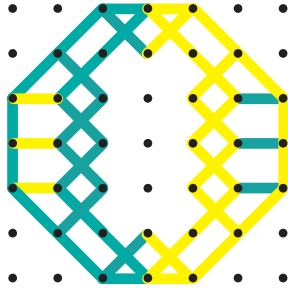

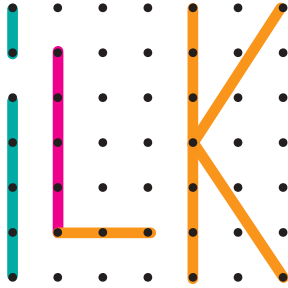




DESENİ ÇİZ



Noktalı alanda oluşturulan desenlerin aynısını gösterilen boş alana çizelim.





İlkokulluyum'un Dijital Dünyasını Keşfetmeye Hazır Mısınız?

Kitaplarımızın zenginleştirilmiş dijital içeriklerine, konu anlatım videolarına, oyunlarına ve akıllı tahta uygulamalarına www.ilkokulluyum.com adresinden ulaşabilirsiniz.



📍 Ostim Osb Mah. 1220. Cad.
No: 51-35 Yenimahalle/ANKARA
✉ iletisim@ilkokulluyum.com
🌐 www.ilkokulluyumyayinlari.com
📷 @ilkokulluyum
📺 @ilkokulluyum

www.ilkokulluyum.com



(312) 342 42 43